




## July-08

 REAP	Monthly Usage (kwh)	Monthly Savings	Cumulative Usage to Date (kwh)	Cumulative Savings to Date	Savings From July '99-May '04	Total REAP Savings
Barrington, Town Of	191654	\$11,694.73	362,164	\$328,248.17	\$ 141,509	\$469,757.17
Bristol, Town Of	347128	\$21,181.75	15,660,428	\$515,002.19	\$ 204,464	\$719,466.19
Central Falls, City Of	114535	\$6,429.99	6,063,093	\$170,212.39		\$170,212.39
Charlestown, Town Of	48094	\$2,934.70	1,927,091	\$62,296.29	\$ 19,624	\$81,920.29
Coventry, Town Of	86849	\$5,299.53	3,847,401	\$124,761.91	\$ 49,385	\$174,146.91
Cranston, City Of	731326	\$44,625.51	35,035,413	\$1,143,939.92	\$ 499,188	\$1,643,127.92
Cumberland , Town Of	308576	\$18,829.31	16,400,164	\$532,979.15	\$ 205,687	\$738,666.15
East Greenwich, Town Of	185008	\$11,289.19	8,803,726	\$274,252.17	\$ 56,891	\$331,143.17
East Providence, City Of	814009	\$49,670.83	39,663,409	\$1,301,735.01	\$ 446,102	\$1,747,837.01
Exeter, Town Of	12089	\$737.67	565,268	\$19,416.46	\$ 3,089	\$22,505.46
Foster, Town Of	9059	\$552.78	561,304	\$19,287.38	\$ 4,171	\$23,458.38
Glocester, Town Of	25118	\$1,532.70	1,144,198	\$41,040.76	\$ 6,570	\$47,610.76
Hopkinton, Town Of	36149	\$2,205.81	1,725,925	\$60,637.53		\$60,637.53
Jamestown, Town Of	143385	\$8,749.35	6,005,271	\$191,862.10	\$ 55,692	\$247,554.10
Lincoln, Town Of	170588	\$10,409.28	8,512,037	\$278,411.24	\$ 118,462	\$396,873.24
Little Compton, Town Of	16433	\$1,002.74	698,704	\$32,512.05	\$ 6,168	\$38,680.05
Middletown, Town Of	173918	\$10,612.48	9,123,687	\$318,360.77	\$ 99,224	\$417,584.77
Narragansett, Town Of	310147	\$18,925.17	13,274,544	\$439,941.20	\$ 188,540	\$628,481.20
Newport, City Of	920748	\$56,184.04	43,968,256	\$1,378,821.02	\$ 463,656	\$1,842,477.02
North Kingstown, Town Of	473252	\$28,877.84	20,024,118	\$639,242.60	\$ 256,528	\$895,770.60
North Providence, Town Of	296317	\$18,081.26	12,331,209	\$406,220.23	\$ 133,932	\$540,152.23
North Smithfield, Town Of	81890	\$4,996.93	4,155,902	\$138,217.07		\$138,217.07
Pawtucket, City Of	796643	\$48,611.16	59,454,184	\$1,868,429.55	\$ 403,736	\$2,272,165.55
Portsmouth, Town Of	111039	\$6,775.60	4,361,348	\$145,055.97	\$ 51,480	\$196,535.97
Providence, City of	2623616	\$156,472.46	123,915,599	\$3,998,416.78		\$3,998,416.78
Richmond, Town of	18474	\$1,127.28	1,018,695	\$34,378.17	\$ 13,333	\$47,711.17
Scituate, Town of	48505	\$2,959.78	2,153,006	\$73,431.95	\$ 32,245	\$105,676.95
Smithfield, Town Of	377082	\$23,009.54	15,187,401	\$503,041.26	\$ 112,320	\$615,361.26
South Kingstown, Town Of	367009	\$22,394.89	16,981,044	\$562,764.39	\$ 187,398	\$750,162.39
Tiverton, Town of	53171	\$3,244.49	2,358,237	\$78,678.23	\$ 31,243	\$109,921.23
Warren, Town Of	184625	\$11,265.82	9,365,849	\$305,672.21	\$ 97,616	\$403,288.21
Warwick, City Of	1271937	\$77,613.60	56,724,064	\$1,888,660.93	\$ 597,645	\$2,486,305.93
West Greenwich, Town Of	14106	\$860.75	683,880	\$21,987.03	\$ 102,692	\$124,679.03
West Warwick, Town Of	741833	\$45,266.65	37,156,683	\$1,230,159.10	\$ 259,653	\$1,489,812.10
Westerly, Town Of	379147	\$23,135.55	17,936,895	\$579,512.38	\$ 164,136	\$743,648.38
<b>Totals:</b>	<b>12,483,459</b>	<b>\$757,561.15</b>	<b>584,721,106</b>	<b>\$19,745,358.51</b>	<b>\$ 5,012,379</b>	<b>\$24,757,737.51</b>


## June-08

	Monthly Usage (kwh)	Monthly Savings	Cumulative Usage to Date (kwh)	Cumulative Savings to Date	Savings From July '99-May '04	Total REAP Savings
Barrington, Town Of	170510	\$8,663.61	170,510	\$316,553.44	\$ 141,509	\$458,062.44
Bristol, Town Of	305995	\$15,547.61	15,313,300	\$493,820.44	\$ 204,464	\$698,284.44
Central Falls, City Of	105773	\$4,858.15	5,948,558	\$163,782.40		\$163,782.40
Charlestown, Town Of	41455	\$2,106.33	1,878,997	\$59,361.60	\$ 19,624	\$78,985.60
Coventry, Town Of	74784	\$3,799.78	3,760,552	\$119,462.38	\$ 49,385	\$168,847.38
Cranston, City Of	649731	\$33,012.83	34,304,087	\$1,099,314.41	\$ 499,188	\$1,598,502.41
Cumberland , Town Of	287070	\$14,586.03	16,091,588	\$514,149.84	\$ 205,687	\$719,836.84
East Greenwich, Town Of	160556	\$8,157.85	8,618,718	\$262,962.98	\$ 56,891	\$319,853.98
East Providence, City Of	730934	\$37,138.76	38,849,400	\$1,252,064.18	\$ 446,102	\$1,698,166.18
Exeter, Town Of	10174	\$516.94	553,179	\$18,678.79	\$ 3,089	\$21,767.79
Foster, Town Of	7312	\$371.52	552,245	\$18,734.60	\$ 4,171	\$22,905.60
Glocester, Town Of	23270	\$1,182.35	1,119,080	\$39,508.06	\$ 6,570	\$46,078.06
Hopkinton, Town Of	29348	\$1,491.17	1,689,776	\$58,431.72		\$58,431.72
Jamestown, Town Of	98501	\$5,004.84	5,861,886	\$183,112.75	\$ 55,692	\$238,804.75
Lincoln, Town Of	158904	\$8,073.91	8,341,449	\$268,001.96	\$ 118,462	\$386,463.96
Little Compton, Town Of	14924	\$758.29	682,271	\$31,509.31	\$ 6,168	\$37,677.31
Middletown, Town Of	174132	\$8,847.65	8,949,769	\$307,748.29	\$ 99,224	\$406,972.29
Narragansett, Town Of	266023	\$13,516.63	12,964,397	\$421,016.03	\$ 188,540	\$609,556.03
Newport, City Of	830433	\$42,194.30	43,047,508	\$1,322,636.98	\$ 463,656	\$1,786,292.98
North Kingstown, Town Of	391599	\$19,897.15	19,550,866	\$610,364.76	\$ 256,528	\$866,892.76
North Providence, Town Of	252744	\$12,841.92	12,034,892	\$388,138.96	\$ 133,932	\$522,070.96
North Smithfield, Town Of	77312	\$3,928.22	4,074,012	\$133,220.14		\$133,220.14
Pawtucket, City Of	698137	\$35,472.34	58,657,541	\$1,819,818.39	\$ 403,736	\$2,223,554.39
Portsmouth, Town Of	92632	\$4,706.63	4,250,309	\$138,280.37	\$ 51,480	\$189,760.37
Providence, City of	2325790	\$114,963.80	121,291,983	\$3,841,944.32		\$3,841,944.32
Richmond, Town of	15806	\$803.10	1,000,221	\$33,250.89	\$ 13,333	\$46,583.89
Scituate, Town of	38396	\$1,950.90	2,104,501	\$70,472.18	\$ 32,245	\$102,717.18
Smithfield, Town Of	360469	\$18,315.43	14,810,319	\$480,031.72	\$ 112,320	\$592,351.72
South Kingstown, Town Of	424592	\$21,573.52	16,614,035	\$540,369.50	\$ 187,398	\$727,767.50
Tiverton, Town of	45309	\$2,302.15	2,305,066	\$75,433.74	\$ 31,243	\$106,676.74
Warren, Town Of	169985	\$8,636.94	9,181,224	\$294,406.40	\$ 97,616	\$392,022.40
Warwick, City Of	1094240	\$55,598.33	55,452,127	\$1,811,047.34	\$ 597,645	\$2,408,692.34
West Greenwich, Town Of	10901	\$553.88	669,774	\$21,126.28	\$ 102,692	\$123,818.28
West Warwick, Town Of	691828	\$35,151.78	36,414,850	\$1,184,892.45	\$ 259,653	\$1,444,545.45
Westerly, Town Of	323109	\$16,417.17	17,557,748	\$556,376.83	\$ 164,136	\$720,512.83
<b>Totals:</b>	<b>11,152,678</b>	<b>\$562,941.81</b>	<b>583,390,325</b>	<b>\$18,987,797.36</b>	<b>\$ 5,012,379</b>	<b>\$24,000,176.36</b>

## May-08

 REAP	Monthly Usage (kwh)	Monthly Savings	Cumulative Usage to Date (kwh)	Cumulative Savings to Date	Savings From July '99- May '04	Total REAP Savings
Barrington, Town Of	159838	\$7,044.06	9,936,204	\$307,889.83	\$ 141,509	\$449,398.83
Bristol, Town Of	278427	\$12,270.28	15,007,305	\$478,272.84	\$ 204,464	\$682,736.84
Central Falls, City Of	88376	\$3,463.46	5,842,785	\$158,924.25		\$158,924.25
Charlestown, Town Of	29837	\$1,314.92	1,837,542	\$57,255.27	\$ 19,624	\$76,879.27
Coventry, Town Of	66715	\$2,940.13	3,685,768	\$115,662.61	\$ 49,385	\$165,047.61
Cranston, City Of	584840	\$25,773.90	33,654,356	\$1,066,301.58	\$ 499,188	\$1,565,489.58
Cumberland , Town Of	277534	\$12,230.92	15,804,518	\$499,563.81	\$ 205,687	\$705,250.81
East Greenwich, Town Of	158294	\$6,976.02	8,458,162	\$254,805.13	\$ 56,891	\$311,696.13
East Providence, City Of	646172	\$28,476.80	38,118,466	\$1,214,925.42	\$ 446,102	\$1,661,027.42
Exeter, Town Of	9407	\$414.57	543,005	\$18,161.84	\$ 3,089	\$21,250.84
Foster, Town Of	9141	\$402.84	544,933	\$18,363.08	\$ 4,171	\$22,534.08
Glocester, Town Of	18579	\$818.78	1,095,810	\$38,325.71	\$ 6,570	\$44,895.71
Hopkinton, Town Of	27931	\$1,230.92	1,660,428	\$56,940.55		\$56,940.55
Jamestown, Town Of	115669	\$5,097.53	5,763,385	\$178,107.91	\$ 55,692	\$233,799.91
Lincoln, Town Of	178109	\$7,849.26	8,182,545	\$259,928.05	\$ 118,462	\$378,390.05
Little Compton, Town Of	14490	\$638.57	667,347	\$30,751.02	\$ 6,168	\$36,919.02
Middletown, Town Of	160065	\$7,054.06	8,775,637	\$298,900.65	\$ 99,224	\$398,124.65
Narragansett, Town Of	205552	\$9,058.68	12,698,374	\$407,499.40	\$ 188,540	\$596,039.40
Newport, City Of	776259	\$34,209.73	42,217,075	\$1,280,442.68	\$ 463,656	\$1,744,098.68
North Kingstown, Town Of	316849	\$13,963.54	19,159,267	\$590,467.62	\$ 256,528	\$846,995.62
North Providence, Town Of	208522	\$9,189.56	11,782,148	\$375,297.04	\$ 133,932	\$509,229.04
North Smithfield, Town Of	70521	\$3,107.86	3,996,700	\$129,291.92		\$129,291.92
Pawtucket, City Of	637546	\$28,096.65	57,959,404	\$1,784,346.05	\$ 403,736	\$2,188,082.05
Portsmouth, Town Of	79771	\$3,515.51	4,157,677	\$133,573.74	\$ 51,480	\$185,053.74
Providence, City of	2298232	\$98,111.52	118,966,193	\$3,726,980.52		\$3,726,980.52
Richmond, Town of	15167	\$668.41	984,415	\$32,447.79	\$ 13,333	\$45,780.79
Scituate, Town of	37255	\$1,641.83	2,066,105	\$68,521.28	\$ 32,245	\$100,766.28
Smithfield, Town Of	416631	\$18,360.93	14,449,850	\$461,716.29	\$ 112,320	\$574,036.29
South Kingstown, Town Of	220120	\$9,700.69	16,189,443	\$518,795.98	\$ 187,398	\$706,193.98
Tiverton, Town of	42801	\$1,886.24	2,259,757	\$73,131.59	\$ 31,243	\$104,374.59
Warren, Town Of	167126	\$7,365.24	9,011,239	\$285,769.46	\$ 97,616	\$383,385.46
Warwick, City Of	971245	\$42,802.77	54,357,887	\$1,755,449.00	\$ 597,645	\$2,353,094.00
West Greenwich, Town Of	10303	\$454.05	658,873	\$20,572.40	\$ 102,692	\$123,264.40
West Warwick, Town Of	691306	\$30,465.86	35,723,022	\$1,149,740.67	\$ 259,653	\$1,409,393.67
Westerly, Town Of	310743	\$13,694.44	17,234,639	\$539,959.66	\$ 164,136	\$704,095.66
<b>Totals:</b>	<b>10,299,373</b>	<b>\$450,290.53</b>	<b>572,237,647</b>	<b>\$18,424,855.56</b>	<b>\$ 5,012,379</b>	<b>\$23,437,234.56</b>

## April-08

	Monthly Usage (kwh)	Monthly Savings	Cumulative Usage to Date (kwh)	Cumulative Savings to Date	Savings From July '99-May '04	Total REAP Savings
Barrington, Town Of	258956	\$7,758.32	9,776,366	\$300,845.77	\$ 141,509	\$442,354.77
Bristol, Town Of	342789	\$10,269.96	14,728,878	\$466,002.56	\$ 204,464	\$670,466.56
Central Falls, City Of	110250	\$2,765.07	5,754,409	\$155,460.79		\$155,460.79
Charlestown, Town Of	32630	\$977.59	1,807,705	\$55,940.35	\$ 19,624	\$75,564.35
Coventry, Town Of	74644	\$2,236.33	3,619,053	\$112,722.48	\$ 49,385	\$162,107.48
Cranston, City Of	650443	\$19,487.27	33,069,516	\$1,040,527.68	\$ 499,188	\$1,539,715.68
Cumberland , Town Of	301646	\$9,037.31	15,526,984	\$487,332.89	\$ 205,687	\$693,019.89
East Greenwich, Town Of	169027	\$5,064.05	8,299,868	\$247,829.11	\$ 56,891	\$304,720.11
East Providence, City Of	776827	\$23,273.74	37,472,294	\$1,186,448.62	\$ 446,102	\$1,632,550.62
Exeter, Town Of	13209	\$395.74	533,598	\$17,747.28	\$ 3,089	\$20,836.28
Foster, Town Of	11589	\$347.21	535,792	\$17,960.23	\$ 4,171	\$22,131.23
Glocester, Town Of	23058	\$690.82	1,077,231	\$37,506.93	\$ 6,570	\$44,076.93
Hopkinton, Town Of	32232	\$965.67	1,632,497	\$55,709.63		\$55,709.63
Jamestown, Town Of	89993	\$2,696.19	5,647,716	\$173,010.38	\$ 55,692	\$228,702.38
Lincoln, Town Of	170741	\$5,115.40	8,004,436	\$252,078.79	\$ 118,462	\$370,540.79
Little Compton, Town Of	13058	\$391.22	652,857	\$30,112.45	\$ 6,168	\$36,280.45
Middletown, Town Of	193839	\$5,807.42	8,615,572	\$291,846.58	\$ 99,224	\$391,070.58
Narragansett, Town Of	414684	\$12,423.93	12,492,822	\$398,440.72	\$ 188,540	\$586,980.72
Newport, City Of	948896	\$28,428.92	41,440,816	\$1,246,232.94	\$ 463,656	\$1,709,888.94
North Kingstown, Town O	346753	\$10,388.72	18,842,418	\$576,504.08	\$ 256,528	\$833,032.08
North Providence, Town C	228455	\$6,844.51	11,573,626	\$366,107.48	\$ 133,932	\$500,039.48
North Smithfield, Town of	120367	\$3,606.20	3,926,179	\$126,184.06		\$126,184.06
Pawtucket, City Of	831275	\$24,905.00	57,321,858	\$1,756,249.40	\$ 403,736	\$2,159,985.40
Portsmouth, Town Of	80148	\$2,401.23	4,077,906	\$130,058.23	\$ 51,480	\$181,538.23
Providence, City of	2570109	\$73,453.72	116,667,961	\$3,628,869.00		\$3,628,869.00
Richmond, Town of	21505	\$644.29	969,248	\$31,779.38	\$ 13,333	\$45,112.38
Scituate, Town of	41941	\$1,256.55	2,028,850	\$66,879.45	\$ 32,245	\$99,124.45
Smithfield, Town Of	502077	\$15,042.23	14,033,219	\$443,355.36	\$ 112,320	\$555,675.36
South Kingstown, Town C	452052	\$13,543.48	15,969,323	\$509,095.29	\$ 187,398	\$696,493.29
Tiverton, Town of	47521	\$1,423.73	2,216,956	\$71,245.35	\$ 31,243	\$102,488.35
Warren, Town Of	214542	\$6,427.68	8,844,113	\$278,404.22	\$ 97,616	\$376,020.22
Warwick, City Of	1132813	\$33,939.08	53,386,642	\$1,712,646.23	\$ 597,645	\$2,310,291.23
West Greenwich, Town Of	12688	\$380.13	648,570	\$20,118.35	\$ 102,692	\$122,810.35
West Warwick, Town Of	661807	\$19,827.74	35,031,716	\$1,119,274.82	\$ 259,653	\$1,378,927.82
Westerly, Town Of	325010	\$9,737.30	16,923,896	\$526,265.22	\$ 164,136	\$690,401.22
<b>Totals:</b>	<b>12,217,574</b>	<b>\$361,953.75</b>	<b>561,938,274</b>	<b>\$17,974,565.02</b>	<b>\$ 5,012,379</b>	<b>\$22,986,944.02</b>